



AGIFISH Co.

ANGIANG FISHERIES IMPORT & EXPORT JOINT STOCK COMPANY
1234 Tran Hung Dao St., Longxuyen City, Angiang Province, Vietnam
Tel: 84 763 852368/ 857724 Fax: 84 763 852202
E-mail: agifish.co@agifish.com.vn –Web site: www.agifish.com.vn

FINANCIAL STATEMENTS FOR THE PERIOD FROM 01/04/2025 TO 30/06/2025

AN GIANG FISHERIES IMPORT & EXPORT JOINT STOCK COMPANY

No. 1234 Tran Hung Dao, Binh Duc Ward, Long Xuyen City, An Giang Province

FINANCIAL STATEMENTS*For the accounting period from 01/04/2025 to 30/06/2025***STATEMENT OF FINANCIAL POSITION****As at 30 June 2025**

ASSETS	Code	Note	30/06/2025	01/01/2025
			VND	VND
A - CURRENT ASSETS	100		147,082,177,301	157,718,360,604
I. Cash and cash equivalents	110	5.1	8,938,765,485	13,433,111,944
1. Cash	111		8,938,765,485	13,433,111,944
2. Cash equivalents	112	5.2b		
II. Short-term financial investments	120	5.2		
1. Trading securities	121			
2. Provision for diminution in value of trading securities	122			
3. Held to maturity investments	123			
III. Short-term receivables	130		111,773,566,730	118,884,566,663
1. Short-term trade receivables	131	5.3	113,546,586,681	118,415,798,049
2. Short-term prepayments to suppliers	132	5.4	928,831,930	285,176,870
3. Short-term intra-company receivables	133			
4. Receivables according to the progress of construction contracts	134			
5. Short-term lending receivables	135	5.2a		
6. Other short-term receivables	136	5.5	2,421,173,794	5,252,910,845
7. Provision for short-term doubtful debts	137	5.6	(5,123,025,675)	(5,069,319,101)
8. Shortage of assets awaiting resolution	139			
IV. Inventories	140	5.7	17,079,918,350	17,043,271,317
1. Inventories	141		18,344,805,223	18,308,158,190
2. Provision for devaluation of inventories	149		(1,264,886,873)	(1,264,886,873)

AN GIANG FISHERIES IMPORT & EXPORT JOINT STOCK COMPANY

No. 1234 Tran Hung Dao, Binh Duc Ward, Long Xuyen City, An Giang Province

FINANCIAL STATEMENTS*For the accounting period from 01/04/2025 to 30/06/2025***Statement of financial position (continued)**

ASSETS	Code	Note	30/06/2025	01/01/2025
V. Other short-term assets	150		9,289,926,736	8,357,410,680
1. Short-term prepaid expenses	151	5.8a	2,802,503,170	1,891,103,272
2. Deductible VAT	152			
3. Taxes and other receivables from the State budget	153	5.9	6,487,423,566	6,466,307,408
4. Purchase and resale of Government bonds	154			
5. Other short-term assets	155			
B - Fixed assets	200		118,854,228,747	124,426,392,163
I. Long-term receivables	210			
1. Long-term trade receivables	211			
2. Long-term prepayments to suppliers	212			
3. Working capital provided to sub-units	213			
4. Long-term intra-company receivables	214			
5. Other long-term receivables	216			
6. Provision for long-term doubtful debts	219			
II. Fixed assets	220		74,966,957,494	78,354,185,401
1. Tangible fixed assets	221	5.10	47,724,749,760	50,863,119,471
Historical cost	222		481,558,057,169	479,861,964,286
Accumulated depreciation	223		(433,833,307,409)	(428,998,844,815)
2. Finance lease assets	224			
Historical costs	225			
Accumulated depreciation	226			
3. Intangible fixed assets	227	5.11	27,242,207,734	27,491,065,930
Historical cost	228		31,750,176,453	31,750,176,453
Accumulated amortization	229		(4,507,968,719)	(4,259,110,523)
III. Investment properties	230			
Historical costs	231			
Accumulated depreciation	232			
IV. Long-term assets in progress	240		24,113,500,005	24,505,477,273
1. Long-term work in process	241			
2. Construction in progress	242	5.12	24,113,500,005	24,505,477,273

AN GIANG FISHERIES IMPORT & EXPORT JOINT STOCK COMPANY

No. 1234 Tran Hung Dao, Binh Duc Ward, Long Xuyen City, An Giang Province

FINANCIAL STATEMENTS*For the accounting period from 01/04/2025 to 30/06/2025***Statement of financial position (continued)**

ASSETS		Code	Note	30/06/2025	01/01/2025
V. Long-term investments	250				
1. Investment in subsidiaries	251	5.2c			
2. Investments in joint ventures, associates	252	5.2c			
3. Investments in equity of other entities	253	5.2c		212,600,000	212,600,000
4. Provision for devaluation of long-term investments	254	5.2c		(212,600,000)	(212,600,000)
5. Held to maturity investments	255				
VI. Other long-term assets	260			19,773,771,248	21,566,729,489
1. Long-term prepaid expenses	261	5.8b		19,773,771,248	21,566,729,489
2. Deferred income tax assets	262	5.13			
3. Long-term equipment and spare parts for replacement	263				
4. Other long-term assets	268				
TOTAL ASSETS	270			265,936,406,048	282,144,752,767
CAPITAL		Code	Note	30/06/2025	01/01/2025
A - LIABILITIES	300			456,595,847,372	464,326,002,301
I. Current liabilities	310			449,105,370,890	457,491,232,613
1. Short-term trade payables	311	5.14		20,831,921,474	19,851,797,688
2. Short-term prepayments from customers	312	5.15		2,495,442,216	2,733,492,950
3. Taxes and other payables to State budget	313	5.16		3,540,156,728	1,171,808,906
4. Payables to employees	314			12,571,620,976	12,187,756,791
5. Short-term accrued expenses	315	5.17		485,528,734	756,180,843
6. Short-term intra-company payables	316				
7. Payables according to the progress of construction contracts	317				
8. Short-term unearned revenue	318			454,545,453	909,090,910
9. Other short-term payables	319	5.18		33,263,003,091	31,115,126,399
10. Short-term borrowings and finance lease liabilities	320	5.19		375,463,152,218	388,765,978,126
11. Provisions for short-term payables	321				
12. Bonus and welfare fund	322				
13. Price stabilization fund	322				
14. Purchase and resale of Government bonds	323				

AN GIANG FISHERIES IMPORT & EXPORT JOINT STOCK COMPANY

No. 1234 Tran Hung Dao, Binh Duc Ward, Long Xuyen City, An Giang Province

FINANCIAL STATEMENTS

For the accounting period from 01/04/2025 to 30/06/2025

Statement of financial position (continued)

CAPITAL	Code	Note	30/06/2025	01/01/2025
II. Non-current liabilities	330		7,490,476,482	6,834,769,688
1. Long-term trade payables	331			
2. Long-term prepayments from customers	332			
3. Long-term accrued expenses	333			
4. Intra-company payables for operating capital received	334			
5. Long-term intra-company payables	335			
6. Long-term unearned revenue	336		4,220,454,557	3,484,090,913
7. Other long-term payables	337	5.20		
8. Long-term borrowings and finance lease liabilities	338			
9. Convertible bonds	339			
10. Preference shares	340			
11. Deferred income tax liabilities	341	5.21		
12. Provisions for long-term payables	342		3,270,021,925	3,350,678,775
13. Science and technology development fund	343			
B - OWNER'S EQUITY	400		(190,659,441,324)	(182,181,249,534)
I. Owner's equity	410	5.22	(190,659,441,324)	(182,181,249,534)
1. Contributed capital	411			
Ordinary shares with voting rights	411a		281,097,430,000	281,097,430,000
Preference shares	411b			
2. Share Premium	412		411,288,522,916	411,288,522,916
3. Conversion options on convertible bonds	413			
4. Other capital	414			
5. Treasury shares	415			
6. Differences upon asset revaluation	416			
7. Exchange rate differences	417			
8. Development investment funds	148			
9. Enterprise reorganization assistance fund	419			
10. Other reserves	420			

AN GIANG FISHERIES IMPORT & EXPORT JOINT STOCK COMPANY

No. 1234 Tran Hung Dao, Binh Duc Ward, Long Xuyen City, An Giang Province

FINANCIAL STATEMENTS*For the accounting period from 01/04/2025 to 30/06/2025***Statement of financial position (continued)**

CAPITAL	Code	Note	30/06/2025	01/01/2025
11. Retained earnings	421		(884,554,121,791)	(876,075,930,001)
RE accumulated till the end of the previous period	421a		(876,075,930,001)	(872,586,220,403)
RE of the current period	421b		(8,478,191,790)	(3,489,709,598)
12. Capital expenditure fund	422		1,508,727,551	1,508,727,551
TOTAL CAPITAL	440		265,936,406,048	282,144,752,767



Nguyen Hoang Kha
Preparer



Ho Xuan Huong
Chief accountant

An Giang, 16 July 2025.
DEPUTY GENERAL DIRECTOR



Huỳnh Xuân Vinh

AN GIANG FISHERIES IMPORT & EXPORT JOINT STOCK COMPANY

No. 1234 Tran Hung Dao, Binh Duc Ward, Long Xuyen City, An Giang Province


FINANCIAL STATEMENTS*For the accounting period from 01/04/2025 to 30/06/2025***STATEMENT OF INCOME****FROM 01/04/2025 TO 30/06/2025**

ITEMS	Code	Note	From 01/04/2025 to	From 01/04/2024 to	From 01/01/2024 to	From 01/01/2024 to
			30/06/2025	30/06/2024	30/06/2025	30/06/2024
			VND	VND	VND	VND
1. Revenue from sales of goods and rendering of services	01	6.1	118,799,291,757	129,296,765,496	204,805,313,264	221,017,958,403
2. Revenue deductions	02	6.2	437,607,245	159,924,329	642,198,257	364,770,920
3. Net revenue from sales of goods and rendering of services	10	6.3	118,361,684,512	129,136,841,167	204,163,115,007	220,653,187,483
4. Cost of goods sold and services rendered	11	6.4	107,058,260,639	115,032,734,801	189,483,228,649	198,384,475,174
5. Gross profit from sales of goods and rendering of services	20		11,303,423,873	14,104,106,366	14,679,886,358	22,268,712,309
6. Financial income	21	6.5	120,445,444	82,378,284	147,432,377	114,808,608
7. Financial expense	22	6.6	7,923,823,347	9,447,092,824	16,174,946,150	19,283,313,617
<i>In which: Interest expense</i>	23		7,756,692,343	9,256,913,709	15,862,563,514	18,891,502,767
8. Selling expense	25	6.9a	779,123,053	838,033,256	1,699,460,049	1,521,777,362
9. General and administrative expense	26	6.9b	2,394,239,093	2,746,716,121	5,611,874,519	5,740,910,903
10. Net profit from operating activities	30		326,683,824	1,154,642,449	(8,658,961,983)	(4,162,480,965)
11. Other income	31	6.7	762,932,229	146,231,517	782,654,453	146,231,517
12. Other expense	32	6.8	242,654,103	2,032,580,587	601,884,260	2,658,292,971
13. Other profit	40		520,278,126	(1,886,349,070)	180,770,193	(2,512,061,454)

AN GIANG FISHERIES IMPORT & EXPORT JOINT STOCK COMPANY
No. 1234 Tran Hung Dao, Binh Duc Ward, Long Xuyen City, An Giang Province
FINANCIAL STATEMENTS

For the accounting period from 01/04/2025 to 30/06/2025
Statement of income (continued)

ITEMS	Code	Note	From 01/04/2025 to 30/06/2025	From 01/04/2024 to 30/06/2024	From 01/01/2024 to 30/06/2025	From 01/01/2024 to 30/06/2024
			VND	VND	VND	VND
14. Total net profit before tax	50		846,961,950	(731,706,621)	(8,478,191,790)	(6,674,542,419)
15. Current corporate income tax expense	51	8.1				
16. Deferred corporate income tax expense	52	8.2				
17. Profit after corporate income tax	60		846,961,950	(731,706,621)	(8,478,191,790)	(6,674,542,419)
18. Basic earnings per share	70		30	(26)	(302)	(237)
19. Diluted earnings per share	71		30	(26)	(302)	(237)



Nguyen Hoang Kha
Preparer



Ho Xuan Huong
Chief accountant

An Giang, 16 July 2025.
DEPUTY GENERAL DIRECTOR


Huỳnh Xuân Vinh



AN GIANG FISHERIES IMPORT & EXPORT JOINT STOCK COMPANY

No. 1234 Tran Hung Dao, Binh Duc Ward, Long Xuyen City, An Giang Province

FINANCIAL STATEMENTS

For the accounting period from 01/04/2025 to 30/06/2025

STATEMENT OF CASH FLOWS

(Indirect method)

FROM 01/04/2025 TO 30/06/2025

ITEMS	Code	Note	From 01/04/2025 to 30/06/2025	From 01/04/2024 to 30/06/2024	From 01/01/2025 to 30/06/2025	From 01/01/2024 to 30/06/2024
			VND	VND	VND	VND
I. CASH FLOWS FROM OPERATING ACTIVITIES						
1. Profit before tax	01		846,961,950	(731,706,621)	(8,478,191,790)	(6,674,542,419)
2. Adjustments for						
- Depreciation and amortization of fixed assets and investment properties	02		2,686,074,296	3,329,824,601	5,371,476,049	6,948,169,101
- Provisions	03		(23,331,526)	(2,263,757,329)	(26,950,276)	(2,956,219,114)
- Exchange gains / losses from retranslation of monetary items denominated in foreign currency	04		6,185,317	11,875,151	6,185,317	11,875,151
- Gains / losses from investment	05		(2,284,939)	(2,105,245)	(15,916,718)	(2,105,245)
- Interest expense	06		7,756,692,343	9,256,913,709	15,862,563,514	18,891,502,767
3. Operating profit before changes in working capital			11,270,297,441	9,601,044,266	12,719,166,096	16,218,680,241
- Increase or decrease in receivables	09		(13,945,584,970)	(4,415,927,459)	7,036,177,201	(16,008,969,347)
- Increase or decrease in inventories	10		(5,128,074,427)	(300,635,656)	(36,647,033)	10,155,398,520
- Increase or decrease in payables (excluding interest payable/ corporate income tax payable)	11		15,708,725,886	3,730,540,850	5,653,327,829	8,270,863,209
- Increase or decrease in prepaid expenses	12		(442,986,729)	(612,648,751)	881,558,343	143,417,209
- Interest paid	14		(7,910,581,744)	(9,361,717,392)	(15,587,588,623)	(18,439,598,634)
- Other receipts from operating activities	16		37,672,019	534,788,605	47,394,242	534,788,605
- Other payments on operating activities	17		-	(20,000,000)	(381,592,850)	(20,000,000)
Net cash flows from operating activities	20		(410,532,524)	(844,555,537)	10,331,795,205	854,579,803
II. CASH FLOWS FROM INVESTING ACTIVITIES						
1. Purchase or construction of fixed assets and other long-term assets	21		(872,664,420)	(895,834,546)	(1,539,232,474)	(2,131,875,415)
2. Proceeds from disposals of fixed assets and other long-term assets	22		-	219,525,253	10,000,001	219,525,253
3. Loans and purchase of debt instruments from other entities	23					

AN GIANG FISHERIES IMPORT & EXPORT JOINT STOCK COMPANY

No. 1234 Tran Hung Dao, Binh Duc Ward, Long Xuyen City, An Giang Province

FINANCIAL STATEMENTS


For the accounting period from 01/04/2025 to 30/06/2025

Statement of cash flows (continued)

ITEMS	Code	Note	From 01/04/2025 to 30/06/2025	From 01/04/2024 to 30/06/2024	From 01/01/2025 to 30/06/2025	From 01/01/2024 to 30/06/2024
			VND	VND	VND	VND
4. Collection of loans and resale of debt instrument of other entities	24					
5. Equity investments in other entities	25					
6. Proceeds from equity investment in other entities	26					
7. Interest and dividend received	27		2,284,939	-	5,916,717	-
Net cash flows from investing activities	30		(870,379,481)	(676,309,293)	(1,523,315,756)	(1,912,350,162)
III. CASH FLOWS FROM FINANCING ACTIVITIES						
1. Proceeds from issuance of shares and receipt of contributed capital	31					
2. Repayment of capital contributions and repurchase of stock issued	32					
3. Proceeds from borrowings	33		89,372,192,295	112,468,925,755	198,175,359,521	184,655,501,048
4. Repayment of principal	34		(97,819,015,343)	(109,370,025,878)	(211,478,185,429)	(185,008,748,239)
5. Repayment of financial lease principal	35					
6. Dividends or profits paid to owners	36					
Net cash flows from financing activities	40		(8,446,823,048)	3,098,899,877	(13,302,825,908)	(353,247,191)
Net cash flows in the period	50		(9,727,735,053)	1,578,035,047	(4,494,346,459)	(1,411,017,550)
Cash and cash equivalents at the beginning of the period	60	5.1	18,666,500,538	7,797,679,382	13,433,111,944	10,786,731,979
Effect of exchange rate fluctuations	61					
Cash and cash equivalents at the end of the period	70	5.1	8,938,765,485	9,375,714,429	8,938,765,485	9,375,714,429



Nguyen Hoang Kha
Preparer



Ho Xuan Huong
Chief accountant

An Giang, 16 July 2025.

DEPUTY GENERAL DIRECTOR

CÔNG TY
CP
XUẤT NHẬP KHẨU
THỦY SẢN
AN GIANG

Huỳnh Xuân Vinh
Statement of cash flows; Pages 2/2

NOTES TO THE FINANCIAL STATEMENTS FROM 01/04/2025 TO 30/06/2025

1. GENERAL INFORMATION OF THE COMPANY

1.1. Forms of ownership

An Giang Fisheries Import-Export Joint Stock Company which was established and operated activities under Joint Stock Company Enterprise registration certificate No. 1600583588 issued by An Giang Department of Investment and Planning for the first time on 10 August 2001, 21st re-registered on 10 March 2023.

The Company's share were traded on Unlisted Public Company Market ("UPCOM") with code AGF from 24/02/2020 because the Company's share were delisted from 17/02/2020 according to Decision No. 24/QD-SGDHCM dated 16/02/2020 of the Ho Chi Minh City Stock Exchange.

The Company's head office is located at: 1234 Tran Hung Dao Street, Binh Duc Ward, Long Xuyen City, An Giang Province.

The Company's contributed charter capital: VND 281,097,430,000, actual contributed capital as at 31 December 2023: VND 281,097,430,000; Equivalent to 28,109,743 shares with the par value of VND 10,000 per share.

1.2. Business field

Culture and process aquaculture product.

1.3. Business activities

Main business activities of the Company include:

- Producing, processing and trading in veterinary medications and aquatic products;
- Trading in real estate, land use right belonging to the owner, user or lessee;

- Producing, processing and trading in veterinary medications and aquatic products;
- Aquaculture.

1.4. Corporate structure

The Company's member entities are as follows:

<u>Address</u>	<u>Main business activities</u>
AGF7 Frozen Enterprise	Processing frozen seafood
AGF8 Frozen Enterprise	Processing frozen seafood
AGF9 Frozen Enterprise	Processing frozen seafood
AGF360 Food Processing Enterprise	Processing frozen seafood
Fisheries Service Enterprise	Aquaculture
My Thoi Logistics Enterprise	Preservation of goods and finished products

2. ACCOUNTING SYSTEM AND ACCOUNTING POLICY

2.1 Accounting period and accounting currency

Annual accounting period commences from 1 January and ends as at 31 December. The Company maintains its accounting records in Vietnam Dong (VND).

2.2 Standards and Applicable Accounting Policies

Applicable Accounting Policies

The Company applies Corporate Accounting System issued under the Circular No. 200/2014/TT-BTC dated 22 December 2014 by the Ministry of Finance and the Circular No. 53/2016/TT-BTC dated 21 March 2016 issued by the Ministry of Finance amending and supplementing some articles of the Circular No. 200/2014/TT-BTC.

Declaration of compliance with Accounting Standards and Accounting System

The Company applies Vietnamese Accounting Standards and supplement documents issued by the State. Financial Statements are prepared in accordance with regulations of each standard and supplement documents as well as with current Accounting Standards and Accounting System.

2.3 Basis for preparation of Financial Statements

The Financial Statements are presented based on historical cost principle.

The Financial Statements of the Company are prepared based on summarization of transactions incurred of dependent accounting entities and the head office of the Company.

2.4. Accounting estimates

The preparation of the Financial Statements in conformity with Vietnamese Accounting Standards, Vietnamese Corporate Accounting System and legal regulations relating to financial reporting requires the Board of General Directors to make estimates and assumptions that affect the reported amounts of liabilities, assets and disclosures of contingent liabilities and assets at the end of the fiscal year and the reported amounts of revenue and expenses during the fiscal year.

The estimates and assumptions that have a material impact in the Financial Statements include:

- Provision for doubtful debts
- Provision for devaluation of inventory
- Estimated useful life of fixed assets
- Classification and provision of financial investments

Such estimates and assumptions are continually evaluated. They are based on historical experience and other factors, including expectations of future events that may have a financial impact on the Company and that are assessed by the Board of General Directors to be reasonable under the circumstances.

2.5 Financial Instruments

Initial recognition

Financial assets

Financial assets of the Company include cash, cash equivalents, trade receivables, other receivables. At initial recognition, financial assets are identified by purchasing price/issuing cost plus other expenses directly related to the purchase and issuance of those assets.

Financial liabilities

Financial liabilities of the Company include borrowings, trade payables, other payables and accrued expenses. At initial recognition, financial liabilities are determined by issuing price plus other expenses directly related to the issuance of those liabilities.

Subsequent measurement after initial recognition

Financial assets and financial liabilities are not revalued according to fair value at the end of the reporting period because the Circular No. 210/2009/TT-BTC and prevailing statutory regulations require to present the Financial Statements and Notes to financial instruments but not provide any relevant instruction for assessment and recognition of fair value of financial assets and financial liabilities.

2.6 Foreign currency transactions

Foreign currency transactions during the year are translated into Vietnam Dong using the actual rate at transaction date.

Actual exchange rate when revaluating monetary items denominated in foreign currencies at the reporting date of the Financial Statements is determined under the following principles:

- For asset accounts, applying the bid rate of the commercial bank where the Company regularly conducts transaction;
- For cash deposited in bank, applying the bid rate of the commercial bank where the Company opens its foreign currency accounts;

- For liability accounts, applying the offer rate of the commercial bank where the Company regularly conducts transactions.

All exchange differences arising as a result of transactions or revaluation at the balance sheet date shall be recorded into the Statement of Income or expense in the fiscal year.

2.7. Cash and cash equivalents

Cash includes cash on hand, demand deposits.

Cash equivalents are short-term investments with the maturity of not over than 03 months from the date of investment, that are highly liquid and readily convertible into known amount of cash and that are subject to an insignificant risk of conversion into cash.

2.8. Financial investments

Equity investments in other entities comprise investments in equity instruments of other entities without having control, joint control, or significant influence on the investee. These investments are initially stated at original cost. After initial recognition, these investments are measured at original cost less provision for devaluation of investments.

Long-term investments (other than trading securities) without significant influence on the investee, provision shall be made based on the Financial Statements at the provision date of the investee.

2.9. Receivables

The receivables shall be recorded in details in terms of due date, entities receivable, types of currency and other factors according to requirements for management of the Company. The receivables shall be classified into short-term receivables or long-term receivables on the Financial Statements according to their remaining terms at the reporting date.

The provision for doubtful debts is made for receivables that are overdue under an economic contract, a loan agreement, a contractual commitment or a promissory note and for receivables that are not due but difficult to be recovered. Accordingly, the provisions for overdue debts shall be based on the due date stipulated in the initial sale contract, exclusive of the debt rescheduling between contracting parties and the case where the debts are not due but the debtor is in bankruptcy, in dissolution, or missing and making fleeing or estimating the possible losses.

2.10 Inventories

Inventories are initially recognized at original cost including purchase price, processing cost and other costs incurred in bringing the inventories to their location and condition at the time of initial recognition. After initial recognition, at the reporting date, inventories are stated at the lower of cost and net realizable value.

Net realizable value is estimated based on the selling price of the inventory minus the estimated costs for completing the products and the estimated costs needed for their consumption.

The cost of inventory is calculated by weighted average method. Inventory is recorded by perpetual method.

Work in process at the end of the year is recorded based on actual cost incurred for each unfinished product.

Provision for devaluation of inventories made at the end of the year are the excess of original cost of inventory over their net realizable value.

2.11 Fixed assets

Fixed assets (tangible and intangible) are initially stated at the historical cost. During the using time, fixed assets (tangible and intangible) are recorded at cost, accumulated depreciation and carrying amount.

Subsequent measurement after initial recognition

If these costs increase the future economic benefits expected to be obtained from the use of tangible fixed assets beyond the standard operating level as initially assessed, these costs are capitalized as an incremental cost of tangible fixed assets.

Other costs incurred after the fixed assets have been put into operation, such as repair, maintenance and overhaul costs, are recorded in the Statement of Income in the year in which the costs are incurred

Fixed assets are depreciated (amortised) using the straight-line method over their estimated useful lives as follows:

- Buildings, structures	05 - 25	years
- Machinery, equipment	05 - 10	years
- Vehicles, transportation equipment	06 - 10	years
- Management equipment	03 - 05	years
- Other fixed assets	03 - 05	years
- Land use rights	48	years

2.12 Construction in progress

Construction in progress includes fixed assets which is being purchased and constructed as at the balance sheet date and is recognised in historical cost. This includes costs of construction, installation of equipment and other direct costs.

2.13 Operating lease

Operating leases is fixed asset leasing in which a significant portion of the risks and rewards of ownership are retained by the lessor. Payments made under operating leases are charged to the Statement of Income on a straight line basis over the period of the lease.

2.14. Prepaid expenses

The expenses incurred but related to operating results of several fiscal years are recorded as prepaid expenses and are allocated to the operating results in the following fiscal years.

The calculation and allocation of long-term prepaid expenses to operating expenses in each fiscal year should be based on the nature of those expenses to select a reasonable allocation method and criteria.

Types of prepaid expenses include:

- Prepaid land expenses include prepaid land rental, including those related to leased land for which the Company has received certificate of land use right but not eligible for recording as intangible fixed asset in accordance with the Circular No. 45/2013/TT-BTC dated

25/04/2013 issued by the Ministry of Finance guiding regulation on management, use and depreciation of fixed assets and other expenses related to ensure for the use of leased land. These expenses are recognized in the Statement of Income on a straight-line basis according to the lease term of the contract.

- Tools and supplies include assets which are possessed by the Company in an ordinary course of business, with historical cost of each asset less than VND 30 million and therefore not eligible for recording as fixed asset under current legal regulations. The historical cost of tools and supplies are allocated on the straight-line basis from 03 months to 12 months.
- Other prepaid expenses are recorded at their historical costs and allocated on the straight-line basis from 01 year to 03 years.

2.15 Payables

The payables shall be recorded in details in terms of due date, entities payable, types of currency and other factors according to the requirements for management of the Company. The payables shall be classified into short-term payables or long-term payables on the Financial Statements according to their remaining terms at the reporting date.

2.16 Borrowings

Borrowings shall be recorded in details in terms of lending entities, loan agreement and terms of borrowings.

2.17 Borrowing costs

Borrowing costs are recognized as operating expenses in the year, in which it is incurred excepting those which are directly attributable to the construction or production of a qualifying asset are capitalized as part of the cost of that asset in accordance with VAS No. 16 "Borrowing costs". Besides, regarding borrowings serving the construction of fixed assets and investment properties, the interests shall be capitalized even when the construction duration is under 12 months.

2.18 Accrued expenses

Accrued expenses include payables to goods or services received from the suppliers or provided for the customers during the reporting year, but the payments for such goods or services have not been made and other payables such as commissions, shipping costs, interest expenses payable, etc. which are recorded as operating expenses of the reporting year.

The recording of accrued expenses as operating expenses during the year shall be carried out under the matching principle between revenue and expenses during the year. Accrued expenses are settled with actual expenses incurred. The difference between accrued and actual expenses is reverted.

2.19 . Provision for payables

Provision for payables is only recognized when meeting all of the following conditions:

- The Company has a present debt obligation (legal obligation or joint obligation) as a result of past events;
- It is probable that the decrease in economic benefits may lead to the requirement for debt settlement;
- Debt obligation can be estimated reliably.

Value recorded as a provision for payables is the most reasonably estimated amount required to settle the current debt obligation at the end of the fiscal year.

Only expenses related to the previously recorded provision for payables shall be offset by that provision for payables.

In accordance with Vietnamese Labor Code, when an employee who has worked for the Company for 12 months or longer ("eligible employee") are entitled to a severance allowance, the employer must pay severance pay for that employee is based on the employee's years of service and salary at the time of termination. Severance allowance provisions are made on the basis of the number of years employees have worked for the Company and their average salary within the six months prior to the end of the fiscal year.

2.20 Unearned revenue

Unearned revenue include prepayments from customers for one or many accounting periods relating to asset leasing.

Unearned revenue are transferred to Revenue from sales of goods and rendering of services according to the amount which is determined in accordance with each fiscal year.

2.21 Owner's equity

Owner's equity is stated at actually contributed capital of owners.

Share premium is recorded at the difference between the par value with costs directly attributable to the issuance of shares and issue price of shares (including the case of re-issuing treasury shares) and can be a positive premium (if the issue price is higher than par value and costs directly attributable to the issuance of shares) or negative premium (if the issue price is lower than par value and costs directly attributable to the issuance of shares).

Retained earnings are used to present the Company's operating results (profit, loss) after corporate income tax and profits appropriation or loss handling of the Company.

2.22 . Revenue

Revenue is recognized to the extent that it is probable that the economic benefits will flow to the Company and the revenue can be reliably measured regardless of when payment is being made. Revenue is measured at the fair value of the consideration received, excluding discounts, rebates, and sales returns. The following specific recognition conditions must also be met when recognizing revenue:

Revenue from sales of goods:

- The majority of risks and benefits associated with the right to own the products or goods have been transferred to the buyer;
- The Company no longer holds the right to manage the goods as the goods owner, or the right to control the goods.

Revenue from rendering of services:

- The percentage of completion of the transaction at the Balance sheet date.

Financial income

Financial income include income from interest and other financial income gains by the Company shall be recognised when the two conditions are satisfied:

- It is probable that the economic benefits associated with the transaction will flow to the Company;
- The amount of the revenue can be measured reliably.

2.23 Revenue deductions

Revenue deductions from sales of goods and rendering of service arising in the year include: Trade discounts, sales discounts and sales returns.

Trade discount, sales discount and sales return incurred in the same year of sale of goods and rendering of services are recorded as a decrease in revenue in the incurring year. In case goods and services are sold in the previous years, but until the next year they are incurred as deductible items, the Company records the decrease in revenue under the following principles: If it is incurred prior to the issuance of the Financial Statements, it is then recorded as a decrease in revenue on the Financial Statements of the reporting year (the previous year); and if it is incurred after the issuance of the Financial Statements, it is recorded as a decrease in revenue of incurring period (the next year).

2.24 Cost of goods sold and services rendered

Cost of goods sold and services rendered are cost of finished goods, merchandises, materials sold or services rendered during the year, and recorded on the basis of matching with revenue and on a prudence basis. Cases of loss of materials and goods exceeded the norm, abnormal expenses and losses of inventories after deducting the responsibility of collective and individuals concerned, etc. is recognized fully and promptly into cost of goods sold in the year.

2.25 . Financial expenses

Items recorded into financial expenses comprise:

- Borrowing costs;
- Provision for diminution in value of trading securities price; provision for losses from investment in other entities, losses from sale of foreign currency, exchange loss, etc.

The above items are recorded by the total amount arising in the year without offsetting against financial income.

2.26 Corporate income tax

a) Current corporate income tax expense

Current corporate income tax expense is determined based on taxable income during the year and current corporate income tax rate.

b) Current corporate income tax rate

For the fiscal year ended as at 31/12/2024, the Company applies the corporate income tax rate of 20% for the operating activities which has taxable income.

2.27 Earnings per shares

Basic earnings per share are calculated by dividing net profit or loss after tax for the year attributable to ordinary shareholders of the Company (after adjusting for the Bonus and Welfare fund and allowance for Executive Board) by the weighted average number of ordinary shares outstanding during the year.

2.28 Related parties

The parties are regarded as related parties if that party has the ability to control or significantly influence the other party in making decisions about the financial policies and activities. The Company's related parties include:

- Companies, directly or indirectly through one or more intermediaries, having control over the Company or being under the control of the Company, or being under common control with the Company, including the Parent Company, subsidiaries and associates;
- Individuals, directly or indirectly, holding voting power of the Company that have a significant influence on the Company, key management personnel of the Company, the close family members of these individuals;
- Enterprises that the above-mentioned individuals directly or indirectly hold an important part of the voting power or have significant influence on these enterprises.

In considering the relationship of related parties to serve for the preparation and presentation of the Financial Statements, the Company should consider the nature of the relationship rather than the legal form of the relationship.

2.29 Segment information

A segment is a distinguishable component of the Company that is engaged in providing an individual or group of related products or services (business segment), or providing products or services within a particular economic environment (geographical segment). Each segment is subject to risks and returns that are different from other ones.

Segment information should be prepared in conformity with the accounting policies adopted for preparing and presenting the financial statements of the Company in order to help users of the Financial Statements better understand and make more informed judgements about the Company as a whole.

AN GIANG FISHERIES IMPORT & EXPORT JOINT STOCK COMPANY

No. 1234 Tran Hung Dao, Binh Duc Ward, Long Xuyen City, An Giang Province

FINANCIAL STATEMENTS

For the accounting period from 01/04/2025 to 30/06/2025

3 . CASH

	30/06/2025 VND	01/01/2025 VND
Cash on hand	3,063,976,836	384,771,691
Demand deposit	5,874,788,649	13,048,340,253
Total	8,938,765,485	13,433,111,944

4 . SHORT-TERM TRADE RECEIVABLES

	30/06/2025 EUR	30/06/2025 USD	30/06/2025 VND	01/01/2025 VND
- Domestic customers	-	-	111,585,072,722	118,415,798,049
- Foreign customers	25,910.00	75,704.90	1,961,513,959	-
Total	25,910.00	75,704.90	113,546,586,681	118,415,798,049

Short-term trade receivables of related parties :

Related parties	Relationship	Content	30/06/2025 VND	01/01/2025 VND
Hung Vuong Corporation	Parent company	Sale of goods, proceeding activities	398,339,860	398,339,860

5 . SHORT-TERM PREPAYMENTS TO SUPPLI

	30/06/2025 EUR	30/06/2025 USD	30/06/2025 VND	01/01/2025 VND
- Domestic suppliers	-	-	928,831,930	285,176,870
- Foreign suppliers	-	-	-	-
Total	0.00	0.00	928,831,930	285,176,870

AN GIANG FISHERIES IMPORT & EXPORT JOINT STOCK COMPANY

No. 1234 Tran Hung Dao, Binh Duc Ward, Long Xuyen City, An Giang Province

FINANCIAL STATEMENTS
For the accounting period from 01/04/2025 to 30/06/2025
6 . OTHER SHORT-TERM RECEIVABLES

	30/06/2025 VND	01/01/2025 VND
Social insurance, Unemployment insurance	-	194,378,371
Advances	2,270,633,794	4,967,812,474
Deposits	150,540,000	90,720,000
Total	2,421,173,794	5,252,910,845

7 . PROVISION FOR SHORT-TERM DOUBTFUL DEBTS

	30/06/2025 USD	30/06/2025 VND	01/01/2025 VND
- Domestic suppliers	-	(5,123,025,675)	(5,069,319,101)
- Foreign suppliers	-	-	-
Total	0,00	(5,123,025,675)	(5,069,319,101)

8 . INVENTORIES

	30/06/2025 VND		01/01/2025 VND	
	Original cost	Provision	Original cost	Provision
Raw materials	5,963,172,732	(1,161,067,239)	4,673,624,524	(1,161,067,239)
Tools, supplies	306,021,458	-	256,468,071	-
Work in progress	3,094,750,968	-	4,029,371,786	-
Finished goods	8,980,860,065	(103,819,634)	9,348,693,809	(103,819,634)
Total	18,344,805,223	(1,264,886,873)	18,308,158,190	(1,264,886,873)

9 . PREPAID EXPENSES
a. Short term

	30/06/2025 VND	01/01/2025 VND
Tools and consumables awaiting for allocation	637,034,339	287,989,921
Repairing expenses	1,713,057,374	1,210,890,878
Medical expenses	101,993,334	107,755,004
Others	350,418,123	284,467,469
Total	2,802,503,170	1,891,103,272

AN GIANG FISHERIES IMPORT & EXPORT JOINT STOCK COMPANY

No. 1234 Tran Hung Dao, Binh Duc Ward, Long Xuyen City, An Giang Province

FINANCIAL STATEMENTS

For the accounting period from 01/04/2025 to 30/06/2025

b. Long term	30/06/2025	01/01/2025
	VND	VND
Tools and consumables awaiting for allocation	671,367,624	1,007,992,275
Prepaid land rental (*)	17,361,071,440	18,418,206,532
Repairing expenses	1,741,332,184	2,140,530,682
Total	19,773,771,248	21,566,729,489
10 . TANGIBLE FIXED ASSETS		
See page 26		
11 . INTANGIBLE FIXED ASSETS		
	Finite Land use rights	Total
	VND	VND
Historical cost		
Beginning balance	31,750,176,453	31,750,176,453
- Purchase in the period	-	-
- Liquidation, disposal	-	-
- Others decrease	-	-
Ending balance	31,750,176,453	31,750,176,453
Accumulated depreciation	Finite Land use rights	Total
Beginning balance	4,259,110,523	4,259,110,523
- Depreciation in the period	248,858,196	248,858,196
- Liquidation, disposal		
- Others decrease		
Ending balance	4,507,968,719	4,507,968,719
Net Carrying amount		
Beginning balance	27,491,065,930	27,491,065,930
Ending balance	27,242,207,734	27,242,207,734

AN GIANG FISHERIES IMPORT & EXPORT JOINT STOCK COMPANY

No. 1234 Tran Hung Dao, Binh Duc Ward, Long Xuyen City, An Giang Province

FINANCIAL STATEMENTS
For the accounting period from 01/04/2025 to 30/06/2025
12 . CONSTRUCTION IN PROGRESS

	30/06/2025	01/01/2025
	VND	VND
F8 condenser repair	457,000,000	1,005,477,273
F9 condenser	156,500,005	-
Nhon Hoa Aquaculture project (*)	23,500,000,000	23,500,000,000
Total	24,113,500,005	24,505,477,273

13 . SHORT-TERM TRADE PAYABLES

	30/06/2025	30/06/2025	01/01/2025
	USD	VND	VND
- Domestic suppliers	-	19,989,489,597	19,032,422,854
- Foreign suppliers	32,068.21	842,431,877	819,374,834
Total	32,068.21	20,831,921,474	19,851,797,688

14 SHORT-TERM PREPAYMENTS FROM CUSTOMERS

	30/06/2025	30/06/2025	01/01/2025
	USD	VND	VND
- Domestic customers	-	2,495,442,216	2,532,068,734
- Foreign customers	-	-	201,424,216
Total	0.00	2,495,442,216	2,733,492,950

15 . TAXES AND OTHER PAYABLES TO STATE BUDGET

	30/06/2025	01/01/2025
	VND	VND
Value-added tax	2,530,583,295	822,999,571
Personal income tax	501,811,690	343,487,695
Natural resource tax	5,621,700	5,321,640
Land tax and land rental	502,140,043	-
Cộng	3,540,156,728	1,171,808,906

AN GIANG FISHERIES IMPORT & EXPORT JOINT STOCK COMPANY

No. 1234 Tran Hung Dao, Binh Duc Ward, Long Xuyen City, An Giang Province

FINANCIAL STATEMENTS

For the accounting period from 01/04/2025 to 30/06/2025

16 . SHORT-TERM ACCRUED EXPENSES

	30/06/2025	01/01/2025
	VND	VND
Interest expenses	366,155,734	91,180,843
warehouse rental expense	-	450,000,000
Audit expenses	107,500,000	215,000,000
Expenses of transport	11,873,000	
Total	485,528,734	756,180,843

17 . OTHER SHORT-TERM PAYABLES

	30/06/2025	01/01/2025
	VND	VND
Payables to Vietnam Bank for Agriculture and Rural Development - Sin Ho Branch (*)	29,299,428,680	29,299,428,680
Trade union fund	1,596,213,196	1,589,871,232
Social insurance	1,307,479,538	-
Health insurance	233,457,800	-
Unemployment insurance	102,547,390	-
Short-term deposits, collateral received	500,000,000	-
Total	33,263,003,091	31,115,126,399

18 . BORROWINGS AND FINANCE LEASE LIABILITIES

	30/06/2025	01/01/2025
	VND	VND
Short-term loans (*)	375,463,152,218	388,765,978,126
Total	375,463,152,218	388,765,978,126

(*) Detail information on short-term loans is as follows:

Lender	Ending balance (VND)	Interest rate
PG Bank AG	68,879,436,565	9,5%/năm
BIDV Bank - HCM	287,083,715,653	7,0 - 8,7%/năm
Pesonal loans	19,500,000,000	16,0 %/năm
Total	375,463,152,218	

AN GIANG FISHERIES IMPORT & EXPORT JOINT STOCK COMPANY

No. 1234 Tran Hung Dao, Binh Duc Ward, Long Xuyen City, An Giang Province

FINANCIAL STATEMENTS
For the accounting period from 01/04/2025 to 30/06/2025
19 . PROVISIONS FOR LONG-TERM PAYABLES

	30/06/2025 VND	01/01/2025 VND
Severance allowances payables staffs, employees realised under Article 46, Labor Code No. 45/2019/QH14 dated 20/11/2019.	3,270,021,925	3,350,678,775
Total	3,270,021,925	3,350,678,775

20 . OWNER'S EQUITY
a . Changes in owner's equity

See page 27

b . Details of owner's contributed capital

	Rate %	30/06/2025 VND	Rate %	01/01/2025 VND
- State Capital Investment Corporation - Co., Ltd	8.242	23,168,920,000	8.242	23,168,920,000
- Hung Vuong Corporation	79.583	223,706,250,000	79.583	223,706,250,000
- Others	12.175	34,222,260,000	12.175	34,222,260,000
Total	100.00	281,097,430,000	100.00	281,097,430,000

c . Capital transactions with owners and distribution of dividends and profits

	From 01/04/2025 to 30/06/2025 VND	From 01/04/2024 to 30/06/2024 VND
Owner's contributed capital		
<i>At the beginning of period</i>	281,097,430,000	281,097,430,000
<i>At the ending of period</i>	281,097,430,000	281,097,430,000

AN GIANG FISHERIES IMPORT & EXPORT JOINT STOCK COMPANY

No. 1234 Tran Hung Dao, Binh Duc Ward. Long Xuyen City, An Giang Province

FINANCIAL STATEMENTS

For the accounting period from 01/04/2025 to 30/06/2025

d . Share

Quantity of Authorized issuing shares
Quantity of issued shares
 - *Common shares*
Quantity of circulation shares
 - *Common shares*
Par value per share

30/06/2025

VND

28,109,743

28,109,743

28,109,743

10,000

01/01/2025

VND

28,109,743

28,109,743

28,109,743

10,000

21 . REVENUE FROM SALES OF GOODS AND RENDERING OF SERVICES

Revenue for sales of export goods
Revenue for sales of domestic goods
Revenue from sales of materials, scraps
Revenue from sales of fish farming and fingerling
Revenue from sales of goods: packaging
Revenue from sales bladder of fish
Revenue from processing activities
Revenue from cold storage of services
Revenue from other of services

Total

From 01/04/2025

to 30/06/2025

VND

8,155,073,285

11,144,608,498

33,054,175,273

16,704,000

284,890,658

-

55,502,133,084

9,854,443,324

787,263,635

118,799,291,757

From 01/04/2024

to 30/06/2024

VND

3,924,601,770

10,686,991,527

28,483,042,898

4,138,000

48,073,520

10,857,231,450

63,149,613,132

11,264,891,384

878,181,815

129,296,765,496

22 . REVENUE DEDUCTIONS

Trade discounts
Sales discounts
Sales returns

Total

From 01/04/2025

to 30/06/2025

VND

437,607,245

-

-

437,607,245

From 01/04/2024

to 30/06/2024

VND

159,924,329

-

-

159,924,329

AN GIANG FISHERIES IMPORT & EXPORT JOINT STOCK COMPANY

No. 1234 Tran Hung Dao, Binh Duc Ward, Long Xuyen City, An Giang Province

FINANCIAL STATEMENTS*For the accounting period from 01/04/2025 to 30/06/2025***23 . NET REVENUE FROM SALES OF GOODS AND RENDERING OF SERVICES**

	From 01/04/2025 to 30/06/2025 VND	From 01/04/2024 to 30/06/2024 VND
Net revenue for sales of export goods	8,155,073,285	3,924,601,770
Net revenue for sales of domestic goods	10,707,001,253	10,527,067,198
Net revenue from sales of materials, scraps	33,054,175,273	28,483,042,898
Net revenue from sales of fish farming and fingerling	16,704,000	4,138,000
Net revenue from sales of goods: packaging	284,890,658	48,073,520
Net revenue from sales bladder of fish	-	10,857,231,450
Net revenue from processing activities	55,502,133,084	63,149,613,132
Net revenue from cold storage of services	9,854,443,324	11,264,891,384
Net revenue from other of services	787,263,635	878,181,815
Total	118,361,684,512	129,136,841,167

24 . COST OF GOODS SOLD

	From 01/04/2025 to 30/06/2025 VND	From 01/04/2024 to 30/06/2024 VND
Cost of export goods	7,196,403,887	4,488,547,449
Cost of domestic goods	9,538,933,361	8,066,953,124
Cost of materials, scraps	32,986,572,096	28,438,125,116
Cost of fish farming and fingerling	16,996,123	110,040,462
Cost of goods: packaging	226,646,240	26,746,917
Cost of bladder of fish	-	10,412,119,553
Cost of processing activities	48,751,699,163	56,001,557,026
Cost of cold storage of services	7,523,086,987	6,669,261,952
Cost of other of services	817,922,782	819,383,202
Total	107,058,260,639	115,032,734,801

AN GIANG FISHERIES IMPORT & EXPORT JOINT STOCK COMPANY

No. 1234 Tran Hung Dao, Binh Duc Ward, Long Xuyen City, An Giang Province

FINANCIAL STATEMENTS*For the accounting period from 01/04/2025 to 30/06/2025***25 . FINANCIAL INCOME**

Realized exchange gain
Unrealized exchange gain
Interest income, interest from loans

Total

**From 01/04/2025
to 30/06/2025**
VND

**From 01/04/2024
to 30/06/2024**
VND

118,160,505

80,273,039

-

-

2,284,939

2,105,245

120,445,444**82,378,284****26 . FINANCIAL EXPENSES**

Interest expenses
Payment discount, interest from installment sales
Realized exchange loss
Unrealized exchange loss

Total

**From 01/04/2025
to 30/06/2025**
VND

**From 01/04/2024
to 30/06/2024**
VND

7,756,692,343

9,256,913,709

157,543,687

176,999,164

3,402,000

-

6,185,317

13,179,951

7,923,823,347**9,447,092,824****27 . OTHER INCOME**

Gain from scrap
Gain from liquidation, disposal of fixed assets
Land rent reduced by 30% in 2024
Others

Total

**From 01/04/2025
to 30/06/2025**
VND

**From 01/04/2024
to 30/06/2024**
VND

-

480,000

-

77,357,445

753,210,005

-

9,722,224

68,394,072

762,932,229**146,231,517**

AN GIANG FISHERIES IMPORT & EXPORT JOINT STOCK COMPANY

No. 1234 Tran Hung Dao, Binh Duc Ward, Long Xuyen City, An Giang Province

FINANCIAL STATEMENTS*For the accounting period from 01/04/2025 to 30/06/2025***28 . OTHER EXPENSES**

Inactive aquaculture expenses
Depreciation of unused assets
Late payment penalty (tax, insurance)
Others
Total

**From 01/04/2025
to 30/06/2025**
VND

**From 01/04/2024
to 30/06/2024**
VND

217,676,279	30,583,483
13,656,444	367,234,419
1,321,380	-
10,000,000	38,477,080
242,654,103	2,032,580,587

29 . SELLING EXPENSES

Labor expenses
Expenses of export
Expenses of commission
Expenses of transport
Expenses of outsourcing services
Total

**From 01/04/2025
to 30/06/2025**
VND

**From 01/04/2024
to 30/06/2024**
VND

222,409,142	206,898,427
19,076,280	17,724,386
138,387,400	330,228,597
328,750,330	273,817,349
70,499,901	9,364,497
779,123,053	838,033,256

30 . GENERAL AND ADMINISTRATIVE EXPENSES

Labor expenses
Expenses of office supplies
Depreciation expenses
Tax, Charge, Fee
Expenses provision for bad debts
Expenses of outsourcing services
Other expenses in cash
Total

**From 01/04/2025
to 30/06/2025**
VND

**From 01/04/2024
to 30/06/2024**
VND

1,257,800,409	1,258,051,740
26,660,957	23,034,520
85,902,522	85,902,522
15,906,850	16,280,000
53,706,574	22,092,464
310,786,459	637,222,369
643,475,322	704,132,506
2,394,239,093	2,746,716,121

AN GIANG FISHERIES IMPORT & EXPORT JOINT STOCK COMPANY

No. 1234 Tran Hung Dao, Binh Duc Ward, Long Xuyen City, An Giang Province

FINANCIAL STATEMENTS

For the accounting period from 01/04/2025 to 30/06/2025

31 . BUSINESS AND PRODUCTIONS COST BY ITEMS

	From 01/04/2025 to 30/06/2025	From 01/04/2024 to 30/06/2024
	VND	VND
Raw materials	26,256,909,592	26,595,231,673
Labour expenses	32,608,968,176	24,554,846,518
General production	27,055,490,248	21,333,942,252
Selling expenses	779,123,053	838,033,256
General and administrative expenses	2,394,239,093	2,746,716,121
Cộng	89,094,730,162	76,068,769,820

32 . CURRENT CORPORATE INCOME TAX EXPENSE

	From 01/04/2025 to 30/06/2025
	VND
Total profit before tax	(8,478,191,790)

33 SEGMENT REPORTING

a. Under business fields

Due to only operating in seafood processing and trading, the Company does not present Segment Reports by business sector.

b Under geographical areas

Net revenue from sales of goods and rendering of services

	From 01/04/2025 to 30/06/2025	From 01/04/2024 to 30/06/2024
Export	8,155,073,285	3,924,601,770
Domestic	110,206,611,227	125,212,239,397
Total	118,361,684,512	129,136,841,167

AN GIANG FISHERIES IMPORT & EXPORT JOINT STOCK COMPANY

No. 1234 Tran Hung Dao, Binh Duc Ward, Long Xuyen City, An Giang Province

FINANCIAL STATEMENTS


For the accounting period from 01/04/2025 to 30/06/2025

34 FINANCIAL RISK MANAGEMENT

- The Company may face with the market risk such as: changes in prices, exchange rates and interest rates. It has a negligible effect.



Nguyen Hoang Kha
Preparer



Ho Xuan Huong
Chief Accountant

An Giang, 16 July 2025.

DEPUTY GENERAL DIRECTOR



Huỳnh Xuân Vinh

AN GIANG FISHERIES IMPORT & EXPORT JOINT STOCK COMPANY

No. 1234 Tran Hung Dao, Binh Duc Ward, Long Xuyen City, An Giang Province

FINANCIAL STATEMENTS

For the accounting period from 01/04/2025 to 30/06/2025

10. TANGIBLE FIXED ASSETS

	Buildings, structures	Machineries, equipment	Transportation equipment	Management equipment	Others	Total
	VND	VND	VND	VND	VND	VND
Historical cost						
Beginning balance	146,569,460,452	323,134,772,230	9,738,220,641	251,535,054	167,975,909	479,861,964,286
- Purchase in the period	-	290,000,000	-	-	-	290,000,000
- Completed construction investment	-	1,694,248,142	-	-	-	1,694,248,142
- Liquidation, disposal	-	288,155,259	-	-	-	288,155,259
- Others decrease	-	-	-	-	-	-
Ending balance	146,569,460,452	324,830,865,113	9,738,220,641	251,535,054	167,975,909	481,558,057,169
Accumulated depreciation						
Beginning balance	109,978,291,965	309,002,945,609	9,645,762,683	229,397,554	142,447,004	428,998,844,815
- Depreciation in the period	2,606,586,456	2,444,362,951	61,638,636	5,775,000	4,254,810	5,122,617,853
- Liquidation, disposal	-	288,155,259	-	-	-	288,155,259
- Others decrease	-	-	-	-	-	-
Ending balance	112,584,878,421	311,159,153,301	9,707,401,319	235,172,554	146,701,814	433,833,307,409
Net Carrying amount						
Beginning balance	36,591,168,487	14,131,826,621	92,457,958	22,137,500	25,528,905	50,863,119,471
Ending balance	33,984,582,031	13,671,711,812	30,819,322	16,362,500	21,274,095	47,724,749,760

AN GIANG FISHERIES IMPORT & EXPORT JOINT STOCK COMPANY

No. 1234 Tran Hung Dao, Binh Duc Ward, Long Xuyen City, An Giang Province

FINANCIAL STATEMENTS*For the accouting period from 01/04/2025 to 30/06/2025***20. OWNER'S EQUITY****a. Changes in owner's equity**

	Contributed capital VND	Share premium VND	Retained earnings VND	Capital expenditure fund VND	Total VND
Beginning balance of previous period	281,097,430,000	411,288,522,916	(872,586,220,403)	1,508,727,551	(178,691,539,936)
Loss for previous period	-	-	(3,489,709,598)	-	(3,489,709,598)
Ending balance of previous period	<u>281,097,430,000</u>	<u>411,288,522,916</u>	<u>(876,075,930,001)</u>	<u>1,508,727,551</u>	<u>(182,181,249,534)</u>
	-	-	-	-	-
Beginning balance of current period	281,097,430,000	411,288,522,916	(876,075,930,001)	1,508,727,551	(182,181,249,534)
Loss for this period	-	-	(8,478,191,790)	-	(8,478,191,790)
Ending balance of this period	<u>281,097,430,000</u>	<u>411,288,522,916</u>	<u>(884,554,121,791)</u>	<u>1,508,727,551</u>	<u>(190,659,441,324)</u>